



MICHIGAN
EXTRUDED
ALUMINUM

[Round Tubes](#)

[Rectangular Tubes](#)

[Square Tubes](#)

[Round Bar](#)

[Flat Stock](#)

[Dock & Ramp](#)

[Channels](#)

[Angles](#)

[I-Beam](#)

Michigan Extruded Aluminum Catalog of Standard Shapes

205 Watts Rd., Jackson, MI 49203

517.764-5400

517-764-5406 (fax)

www.michiganextruded.com



MICHIGAN
 E X T R U D E D
 A L U M I N U M



[Round Tubes](#)

[Rectangular Tubes](#)

[Square Tubes](#)

[Round Bar](#)

[Flat Stock](#)

[Dock& Ramp](#)

[Channels](#)

[Angles](#)

[I-Beam](#)

Round Tubes			
"D" Dim	Wall	MEA Die #:	Wt / Ft :
.367	.067	6338-H	.076
.500	.090	8661-H	.139
.630	.079	A217-H	.163
.748	.118	9601-H	.281
.750	.083	9782-H	.209
.750	.090	8648-H	.224
.750	.244	7896-H	.466
.827	.118	A092-H	.316
.875	.045	3989-H	.138
.875	.088	B025-H	.260
1.000	.246	488-H	.700
1.000	.047	4387-H	.169
1.000	.070	5980-H	.246
1.000	.090	8660-H	.308
1.000	.125	7617-H	.413
1.040	.108	3709-H	.379
1.125	.390	9610-H	1.081
1.250	.083	6224-H	.365
1.250	.120	4042-H	.511
1.380	.120	9839-H	.570
1.500	.110	8718-H	.576
1.772	.602	7717-H	2.664
1.900	.145	7537-H	.959
2.000	.065	6171-H	.474
2.000	.090	7553-H	.648
2.000	.120	6204-H	.850
2.000	.120	7772-H	.851
2.120	.125	6387-H	.940
2.250	.120	6174-H	.964
2.250	.245	9002-H	1.852
2.364	.208	7773-H	1.691
2.375	.109	7885-H	.931
2.500	.065	6173-H	.596



MI
EX
AL

[Round Tubes](#)[Rectangular Tubes](#)[Square Tubes](#)[Round Bar](#)[Flat Stock](#)[Dock & Ramp](#)[Channels](#)[Angles](#)[I-Beam](#)

Round Tubes			
"D" Dim	Wall	MEA Die #:	Wt / Ft :
2.750	.063	7496-H	.638
2.875	.203	7774-H	2.045
3.000	.083	6176-H	.913
3.000	.120	1905-H	1.300
3.375	.090	9897-H	1.115
3.500	.187	7888-H	2.335
3.850	.120	6371-H	1.687
4.000	.078	6232-H	1.153
4.000	.125	9613-H	1.826
4.000	.226	A472-H	3.216



MICHIGAN
E X T R U D E D
A L U M I N U M

[Round Tubes](#)

[Rectangular Tubes](#)

[Square Tubes](#)

[Round Bar](#)

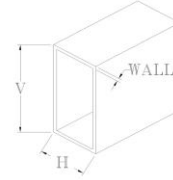
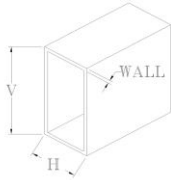
[Flat Stock](#)

[Dock & Ramp](#)

[Channels](#)

[Angles](#)

[I-Beam](#)



Rectangular Tubes

"V" Dim	"H" Dim	Wall	Inside R.	Outside R.	MEA Die #:	Wt / Ft:
.326	.286	.089/.069	.010R	.010R	9776-H	.085
.735	1.470	.080	.200R	.200R	A457-H	.392
1.000	2.000	.080	.015R	.015R	7522-H	.545
1.000	.855	.079	.118R	.197R	A097-H	.295
1.000	.998	.079	.118R	.197R	A098-H	.323
1.250	1.250	.130	.015R	.015R	A019-H	.698
1.500	.625	.113	.020R	.020R	7395-H	.514
1.500	.750	.090	.020R	.020R	7848-H	.448
1.500	2.000	.125	.125R	.125R	7601-H	.958
2.000	1.000	.125	.031R	.094R	6046-H	.817
2.000	1.000	.125	.063R	.188R	9868-H	.793
2.240	.710	.090	.015R	.030R	7001-H	.598
2.250	.750	.125	.020R	.020R	9878-H	.826
3.000	1.000	.125	.015R	.031R	7712-H	1.124
3.000	1.500	.118	.015R	.015R	7769-H	1.415
3.000	2.000	.125	.062R	.062R	7466-H	1.432
3.150	2.756	.071	.142R	.236R	9811-H	.944
3.150	2.756	.118	.122R	.236R	A513-H	1.565
3.150	1.575	.118	.276R	.394R	A564-H	1.190
3.422	2.242	.070	.308R	.378R	9787-H	.878
4.000	1.000	.125	.062R	.062R	7465-H	1.426
4.000	2.000	.125	.062R	.062R	7464-H	1.726
4.000	3.000	.250	SHARP	.250R	B214-H	3.835
6.000	2.000	.125	SHARP	SHARP	A562-H	2.324



MICHIGAN
E X T R U D E D
A L U M I N U M

[Round Tubes](#)

[Rectangular Tubes](#)

[Square Tubes](#)

[Round Bar](#)

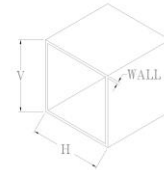
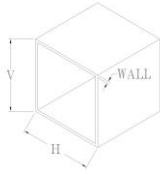
[Flat Stock](#)

[Dock& Ramp](#)

[Channels](#)

[Angles](#)

[I-Beam](#)



Square Tubes						
"H" Dim	"V" Dim	Wall	Inside R.	Outside R.	MEA Die #:	Wt / Ft:
.750	.750	.062	.015R	.062R	7915-H	.202
.750	.750	.125	.020R	.020R	8087-H	.376
.875	.875	.125	SHARP	SHARP	A590-H	.450
1.000	1.000	.062	.063R	.063R	8831-H	.281
1.000	1.000	.125	.010R	.015R	6223-H	.524
1.110	1.110	.045	.187R	.187R	A657-H	.215
1.200	1.200	.060	.127R	.187R	5397-H	.308
1.378	1.378	.079	.158R	.236R	9477-H	.460
1.470	1.470	.080	.200R	.200R	A458-H	.534
1.500	1.500	.100	.030R	.100R	4820-H	.662
1.500	1.500	.125	.063R	.125R	7826-H	.814
1.500	1.500	.188	.030R	.020R	9193-H	1.184
1.154	1.154	.062	.078R	.140R	A604-H	.311
1.875	1.875	.125	SHARP	SHARP	9896-H	1.05
2.000	2.000	.125	.125R	.250R	7453-H	1.076
2.000	2.000	.125	.094R	.219R	7727-H	1.085
2.335	2.335	.140	.060R	.250R	7450-H	1.415
3.012	3.012	.070	.163R	.163R	9845-H	.960
3.063	3.063	.080	.010R	.025R	A512-H	1.145
3.125	3.125	.250	.060R	.060R	8317-H	3.532
3.150	3.150	.158	.010	.010	A550-H	2.262



MICHIGAN
 E X T R U D E D
 A L U M I N U M

[Round Tubes](#)

[Rectangular Tubes](#)

[Square Tubes](#)

[Round Bar](#)

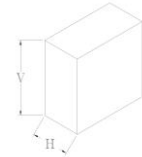
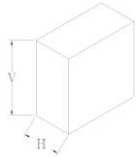
[Flat Stock](#)

[Dock& Ramp](#)

[Channels](#)

[Angles](#)

[I-Beam](#)



Flat Stock					
"V" Dim	"H" Dim		Outside R.	MEA Die #:	Wt / Ft :
.625	.125		.020R	7873-S	.094
.750	.125		SHARP	7417-S	.113
1.000	.188		.015R	7480-S	.226
1.000	.250		.015R	7475-S	.300
1.000	.375		SHARP	7272-S	.450
1.000	.687		.010R	5841-S	.825
1.250	.375	.020 CHAMFERS	NONE	8336-S	.562
1.250	.720		SHARP	5072-S	1.080
1.500	.250		SHARP	7489-S	.450
1.500	.250		Full R	8558-S	.434
1.500	.750		.125R	8137-S	1.334
1.500	1.000		.125R	8136-S	1.784
1.500	1.500		.030R	7524-S	2.699
1.650	.070	TAPERED ENDS	.020R	5658-S	.134
2.000	.250		Full R	7494-S	.584
2.000	.500		.015R	7478-S	1.200
2.000	1.000		.020R	7952-S	2.400
2.000	2.000		.020R	7953-S	4.800
2.575	.100		Full R	7413-S	.306
2.762	.276		.099R	9594-S	.905
3.500	.500		.020R	7990-S	2.100
4.000	.250		.015R	7481-S	1.200
4.016	.079		R.015	9602-S	.379
6.000	.250		.060R	7491-S	1.796
7.500	.125		Full R	8219-S	1.121



MICHIGAN
E X T R U D E D
A L U M I N U M

[Round Tubes](#)

[Rectangular Tubes](#)

[Square Tubes](#)

[Round Bar](#)

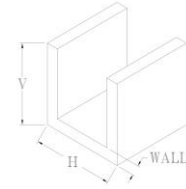
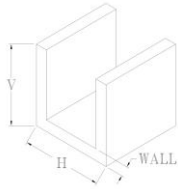
[Flat Stock](#)

[Dock& Ramp](#)

[Channels](#)

[Angles](#)

[I-Beam](#)



Channels

"H" Dim	"V" Dim	Wall	Inside R.	Outside R.	MEA Die #:	Wt / Ft :
.624	1.000	.080	.080R	.20R	9929-S	.239w
.700	1.000	.100	.050R	.100R	9941-S	.293
.940	.500	.080	.015R	.015R	9546-S	.170
1.000	1.000	.093	SHARP	SHARP	A144-S	.315
1.010	1.65/.85	.250	.050R	.100R	8723-S	.889
1.375	1.750	.125/.188	.020R	.020R	6138-S	.779
1.780	1.125	.125	.015R	.015R	A332-S	.563
1.936	1.625	.188	.015R	.031R	8175-S	1.075
2.000	2.000	.250	SHARP	SHARP	7488-S	1.650
2.250	.625	.125	.020R	.020R	984-S	.487
2.313	1.875	.125	SHARP	SHARP	9505-S	.872
2.420	1.500	.100	.015R	.015R	5043-S	.629
2.438	1.250	.250	.030R	.030R	7215-S	1.328
2.750	1.125	.125	.015R	.015R	5059-S	.713
3.000	1.250	.093/.188	.188R	.030R	7721-S	.875



MICHIGAN
E X T R U D E D
A L U M I N U M

[Round Tubes](#)

[Rectangular Tubes](#)

[Square Tubes](#)

[Round Bar](#)

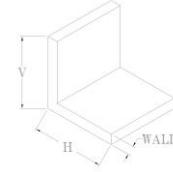
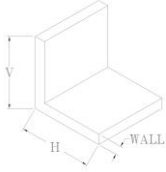
[Flat Stock](#)

[Dock& Ramp](#)

[Channels](#)

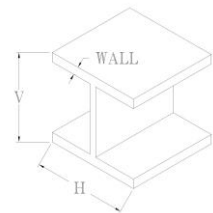
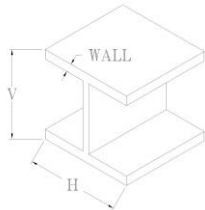
[Angles](#)

[I-Beam](#)



Angles

"H" Dim	"V" Dim	Wall	Inside R.	Outside R.	MEA Die #:	Wt / Ft :
.750	.875	.125	.015R	.015R	8284-S	.224
.812	.812	.060	.010R	.010R	9820-S	.113
1.000	.500	.125	Sharp	Sharp	5494-S	.206
1.250	.750	.062	.010R	.010R	9996-S	.144
1.500	.750	.125	.020R	.020R	9889-S	.318
1.500	1.500	.063	.015R	.015R	9451-S	.222
1.500	1.500	.183	.016R	.078R	5057-S	.617
1.500	1.500	.188	.125R	.188R	7485-S	.620
2.000	2.000	.250	.015R	.015R	7566-S	1.124
2.500	2.500	.188	.125R	.188R	7484-S	1.072
4.000	4.000	.250	.015R	FULL	7921-S	2.309



I & T Beams

"H" Dim	"V" Dim	Wall	TYP. R.	T O R I	MEA Die #:	Wt / Ft :
.545	.500	.150	.010R	I	7040-S	.245
.830	.366	.043	.010R	I	6066-S	.102
1.440	1.500	.13/.19	.030R	T	8257-S	.532
1.500	1.780	.125	.031R	I	A329-S	.678
1.500	2.810	.125	.031R	I	A330-S	.833
1.625	.750	.063	.010R	T	A225-S	.174
2.000	3.000	.250	.030R	T	9949-S	1.424
2.668	1.650	.060/.075	.030R	I	A042-S	.587



[Round Tubes](#)

[Rectangular Tubes](#)

[Square Tubes](#)

[Round Bar](#)

[Flat Stock](#)

[Dock & Ramp](#)

[Channels](#)

[Angles](#)

[I-Beam](#)



Round Bar / Hex Bar (D = Across Flats)			
"D" Dim	"D" = Outside Diameter	MEA Die #:	Wt / Ft :
.375		2633-S	.132
.500		9314-S	.235
.728		9697-S	.500
1.050		5848-S	1.039

Dock & Ramp Profiles				
Width	Height	Description	MEA Die #:	Wt / Ft :
4.000	1.952	Stringer	4374-S	1.285
5.970	1.070	Dock Plate	7434-S	.778
6.132	1.250	Dock Plate	7397-S	1.102

